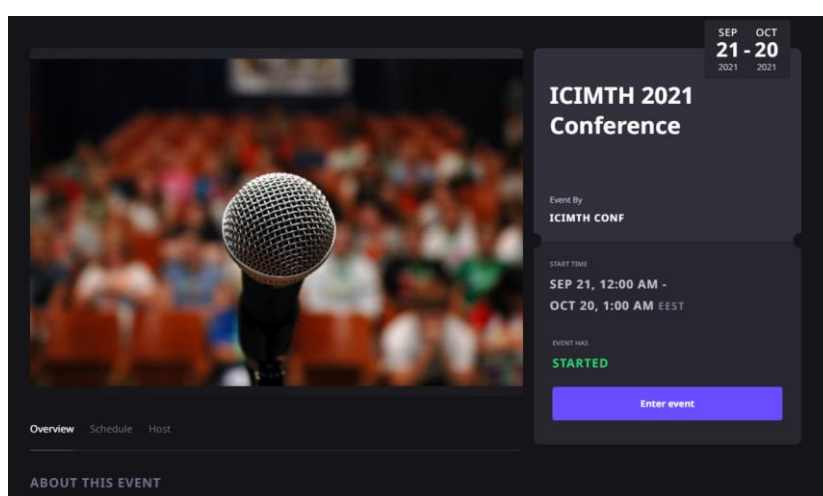


## How Attendees connect to ICIMTH 2021

A dedicated web-platform will host ICIMTH 2021. There is no need of special software or technologies to participate in ICIMTH 2021. You need only your favourite browser.

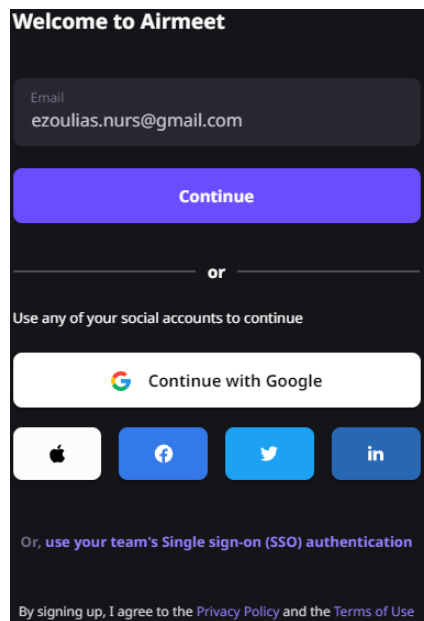
The organising committee of ICIMTH 2021 will provide you with a url via email. The email will be sent to you a few days before the event. **This link is only for you. Please don't share it with others.** Please click or copy paste the url link in your favourite web browser to connect to the conference. Please also check your spam emails. **The link is unique for the whole conference.**

**Step 1:** When browser begins, in the upper part of the screen you will see something like the picture in **Figure 1**. Press the button «Enter Event». **DO NOT Press Login!!**



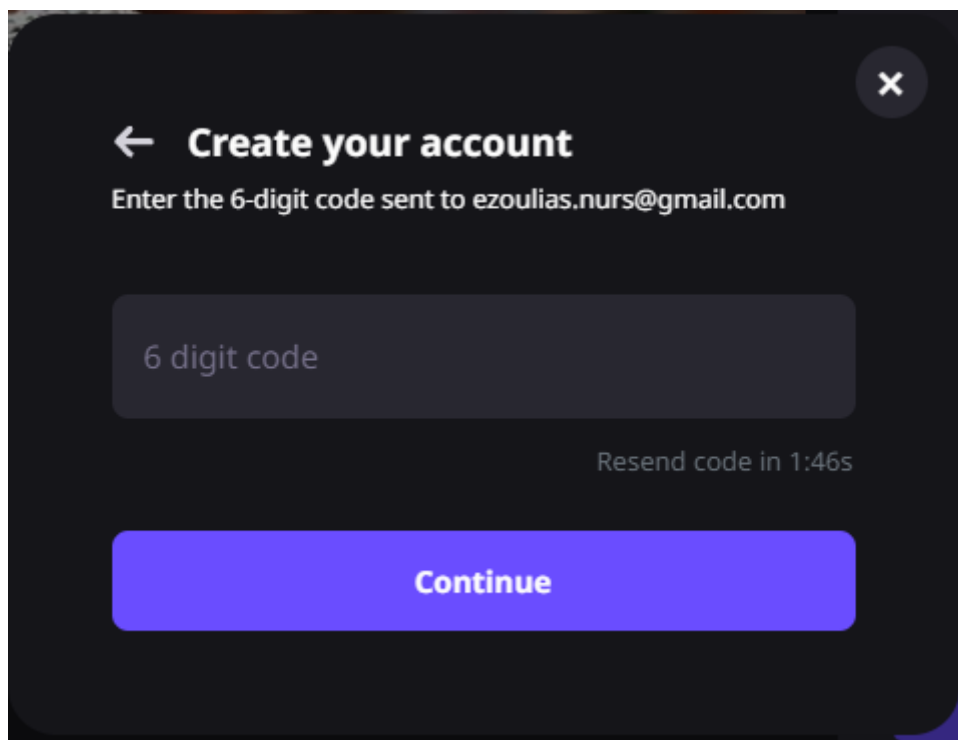
*Figure 1 Enter Event*

**Step 2:** You will be asked to give an email (compulsory) or use your famous social account to login to ICIMTH 2021 platform and then press «Continue» (see figure 2).



*Figure 2 Login ICIMTH 2021 Platform*

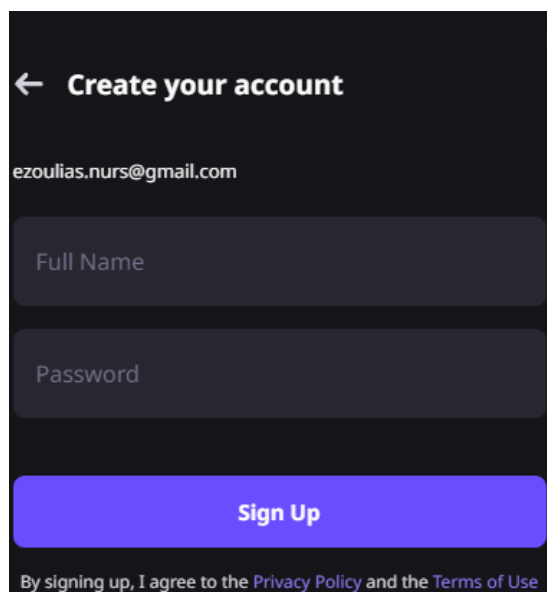
**Step 3:** Then you will be faced the first stage of your account creation providing the 6-digit code sent to your email, the one you declared in previous step, and then press «**Continue**», please check your spam email also (see figure 3).



*Figure 3 First stage of account creation*

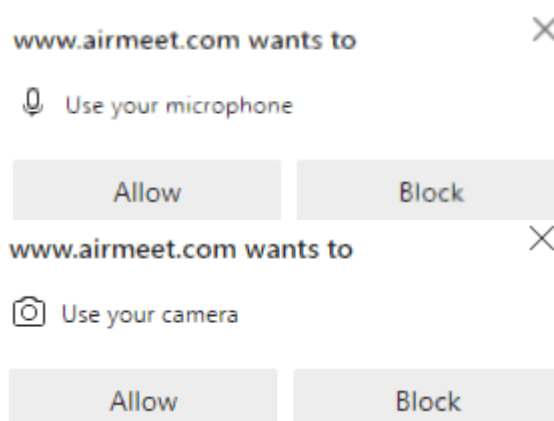
**Step 4:** In the second stage of your account creation, you will be asked for the **Full Name**, you will be appeared in the conference with this name and might be a nick name, and for a **Password**. then Press «**Sign Up**» to create your account, you will get

the message of «**Successfully Create your Account**» in the screen as well as a confirmation email. (see **Figure 4**).



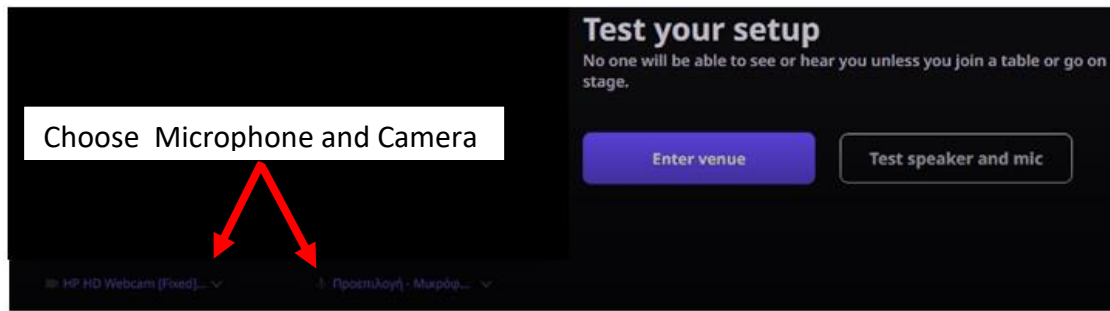
*Figure 4 Second stage of account creation*

**Step 5:** During your first connection you might be asked to **enable and allow** Airmeet to use your microphone and camera (see **Figure 5**)



*Figure 5 Airmeet asks for permissions to use mic and camera*

**Step 6:** Then you should set up and test your video and microphone settings (see **Figure 6**). You can choose your prefer camera and microphone in the bottom left (see **Figure 6**). You can test them by pressing the button «**Test Speaker and mic**» (see **Figure 6**). When you finish your set up you must press the button «**Enter Venue**» (see **Figure 6**).

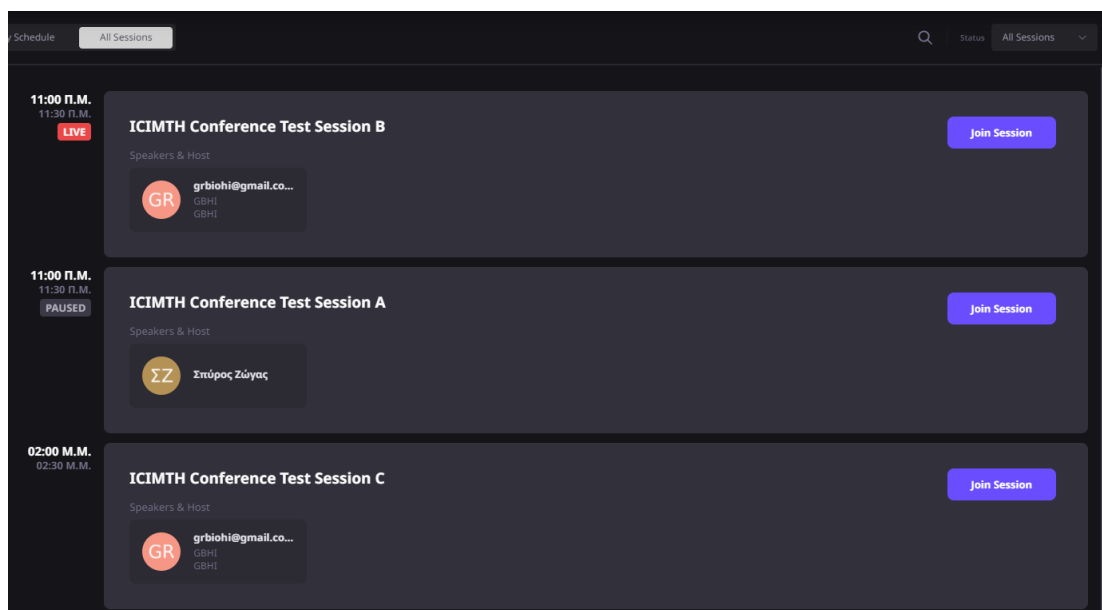


*Figure 6 Enter Venue*

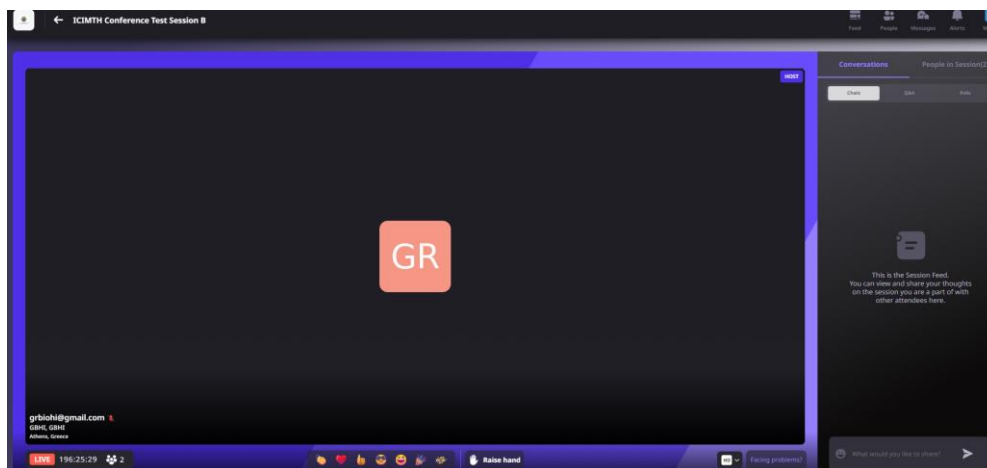
**Step 7:** Finally, you are connected, and you get **Figure 7**. Press the blackboard to select the room you wish to enter. Alternatively, you can select «**Schedule**» from the upper menu (see the red arrow in **Figure 7**) and you will get an image like the one in **Figure 8** illustrating all Rooms/Sessions Schedule and Status. You can press «**Join Session**» to Join the Rooms/Session you wish. And you will be in the session (see **Figure 9**).



*Figure 7 Join a session*



*Figure 8 All Rooms/Sessions Schedule and Status*



*Figure 9 You are in the session you selected*

## FAQs

1. Knowledge base of Airmeet [here](#)
2. How to edit or update your profile?
3. Attendees can update their profiles on a self-serve basis. Kindly refer [Help Article](#) for detailed understanding of the process.
4. [Does Airmeet have virtual background? What all third party virtual background applications are compatible with Airmeet?](#)

See also Airmeet technical instructions [here](#)

Please keep in mind that the local time zone is EEST. All times in the Conference programme are at EEST (UTC+3).

We would like to inform you that Airmeet has blocked the traffic from following countries: Cuba, Iran, North Korea and Syria to comply with US sanctions. Participants from these countries **won't be able** to join Airmeet events.

During the live event, if any speakers/Attendees/Exhibitors/host face any kind of concerns/queries, they can write us at [support@airmeet.com](mailto:support@airmeet.com). Alternatively, they can join us in the [24\\*7 support lounge](#). There they would be able to communicate on a live basis with one of our specialists.